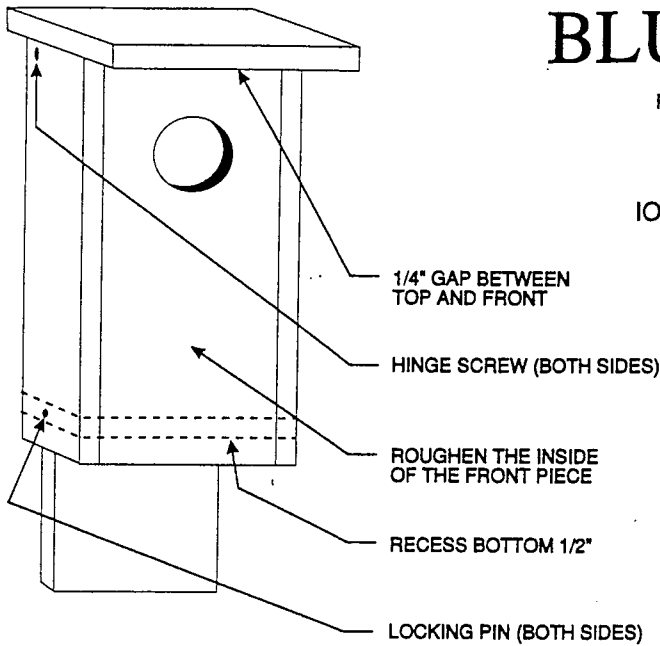




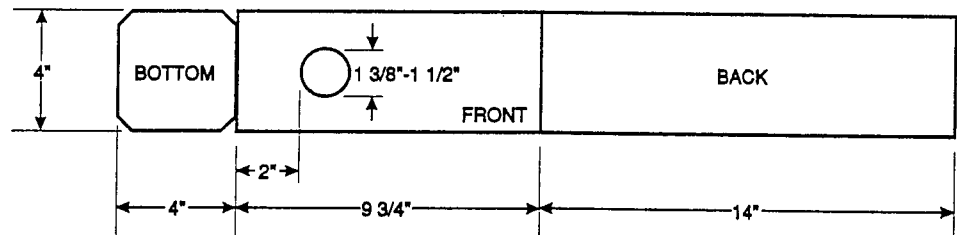
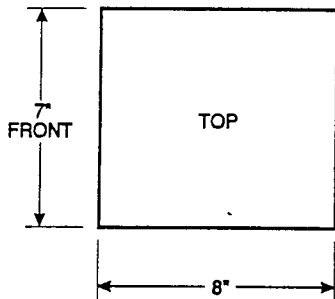
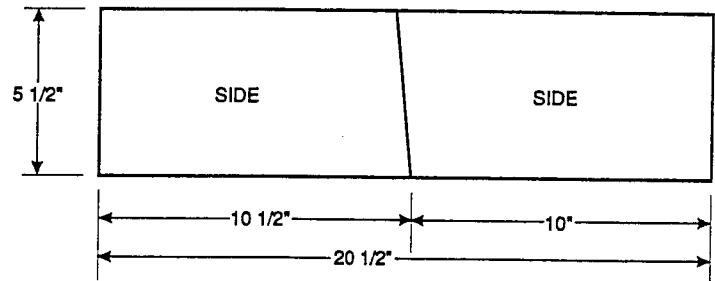
Nesting Box Plan Diagram



BLUEBIRD BOX

PLANS FOR 3/4" WOOD THICKNESS

COMPLIMENTS OF
IOWA'S NONGAME PROGRAM



Bluebird Nestbox Recommendations

1. Interior dimensions: 4" x 4" x 10" high
2. Bottom should be recessed 1/2" with cut corners to ensure dryness.
3. Galvanized screws or ring shank nails are preferred, blunting nails by striking the point with a hammer will minimize wood splitting.
4. Two-inch overhang on top and good steel post with metal flashing to discourage predation by cats, raccoons and snakes.
5. Place box in open field, away from brush and trees to discourage wren nesting.
6. Face box opening southerly, toward single tree or bush within 50 yards for fledglings' first flight.
7. Cedar is good to use for box, paint pine wood a light-colored earth tone.
8. House sparrows are not protected by law. Boxes placed away from buildings, feedlots or typical house sparrow haunts are best.